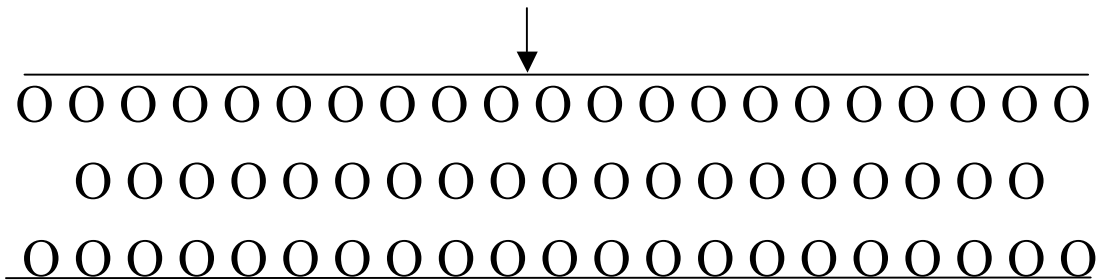


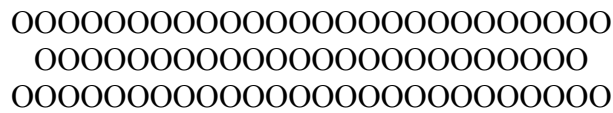
FILM FORMATION OR DRYING OF LATEX PAINT

WET COAT OF PAINT AS APPLIED



WATER BASE COATING DISPERSION

EVAPORATION OF WATER

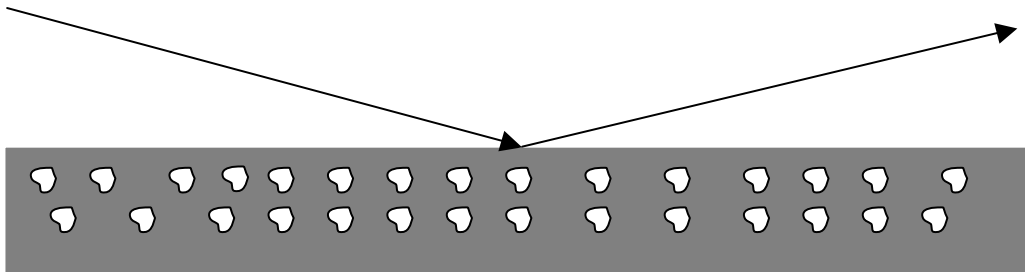


POLYMER SPHERES PACK CLOSER WITH WATER FILLING THE VOIDS

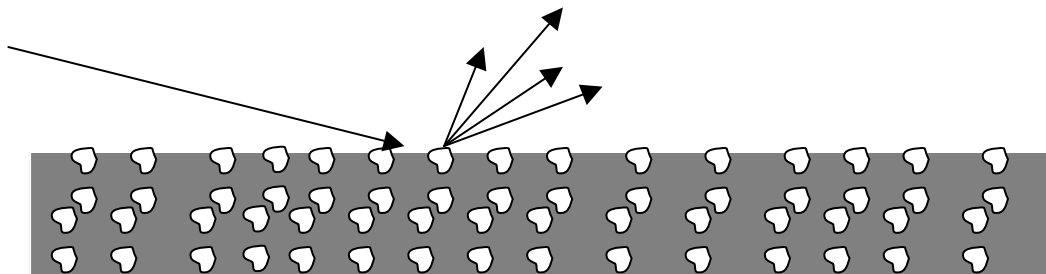
WATER EVAPORATION AND POLYMER DEFORMATION

CONTINUOUS FILM

GLOSS
HIGH GLOSS ENAMEL



FLAT OR LOW GLOSS



GLOSS = % OF LIGHT REFLECTED AFTER CONTACTING FILM
COMMON GLOSS DESCRIPTIONS: FLAT, EGGSHELL, LOW-LUSTRE, SATIN,
SEMI-GLOSS & GLOSS.